


Word Families

Picture Scrambles



BUILD IT!

c **a** **p**

WRITE IT!

cap

BUILD IT!

n **a** **p**

WRITE IT!

nap

BUILD IT!

m **a** **p**

WRITE IT!

map

Thank You!

Thank you for downloading this free sample of my CVC and CCVC Word Family Picture Scramble activity for children in Kindergarten (Prep) and Grade 1.

If you'd like to purchase the complete packet, here is the download link:

www.teacherspayteachers.com/Product/Word-Family-Picture-Scrambles-652490

Lavinia

lavinia@inmyworld.com.au



In My World

Thank you for downloading this product; I hope you will enjoy using it and that it will be a valuable resource for you! I value your feedback, so please don't hesitate to contact me if you have any concerns whatsoever as I will endeavour to address them. And if you like what I've done, please let me know by leaving feedback at my online store :)

Lavinia

lavinia@inmyworld.com.au

ILLUSTRATIONS Just So Scrappy 2, Pink Cat Studio, TeacherScrapbook, Little Red, Jessica Weible Illustrations, Dancing Crayon Designs, Whimsy Clips, Ramona Majdis, Kari Bolt, Blue Bees Workshop

www.justsoscrappytoo.com www.pinkcatstudio.com www.teacherspayteachers.com/Store/Teacherscrapbook
www.teacherspayteachers.com/Store/Littlered www.shopjwillustrations.com www.dancingcrayon.com
www.teacherspayteachers.com/Store/Whimsy-Clips www.teacherspayteachers.com/Store/Ramona-Majdis
www.teacherspayteachers.com/Store/Kari-Bolt <http://www.teacherspayteachers.com/Store/Blue-Bees-Workshop>

FONTS www.schoolfonts.com.au www.teacherspayteachers.com/Store/Kimberly-Geswein-Fonts

PRINTING TIP This resource has been designed for printing on A4-sized paper. If you are printing on a different size, select "shrink to printable area" or "print to fit page" (or a similar option) in order for the contents of this unit to print correctly.

Copyright © 2013–2017 by Lavinia Pop – All rights reserved by author.

Purchase of this item entitles the purchaser the right to reproduce the pages for personal and classroom use. Duplication for other classes, an entire school or commercial purposes is strictly prohibited without written permission from the author. Minor editing is permitted only for personal use, however the document remains under copyright even when edited. Posting this item in whole or in part on the Internet in any form is strictly prohibited and is a violation of the Digital Millennium Copyright Act (DMCA). Please be fair and don't share! If you are not the original purchaser of this file, please visit my blog to obtain a link to one of my online stores. www.inmyworld.com.au

Click to connect...



www.inmyworld.com.au



www.facebook.com/inmyworldlavinia



www.pinterest.com/lavinia

Introduction

About this book:

This book contains 24 CVC (and a few CCVC words) word family picture scramble activity pages intended for use with children in Kindergarten (Prep) and Grade 1.

Directions for use:

The aim of this activity is for children to cut the pictures along the dotted lines, and then to order them correctly to spell a CVC (or CCVC) word. Children glue the pictures on the recording page provided and then write the word that they have built.

Tip: Make sure to use paper glue as children will be colouring the pictures after they are glued down. I find that crayons work better than pencils for this activity as they glide more smoothly over the glued down paper. Alternatively, children can cut out and pictures, arrange them to see what image they make and colour them before gluing down.

Happy Teaching :)

Word Families Included

ab
ad
ag
am
an
ap
at
ed
en
et
id
ig
in
ip
it
ob
og
op
ot
ub
ug
um
un
ut

BUILD IT!

--	--	--

WRITE IT!

BUILD IT!


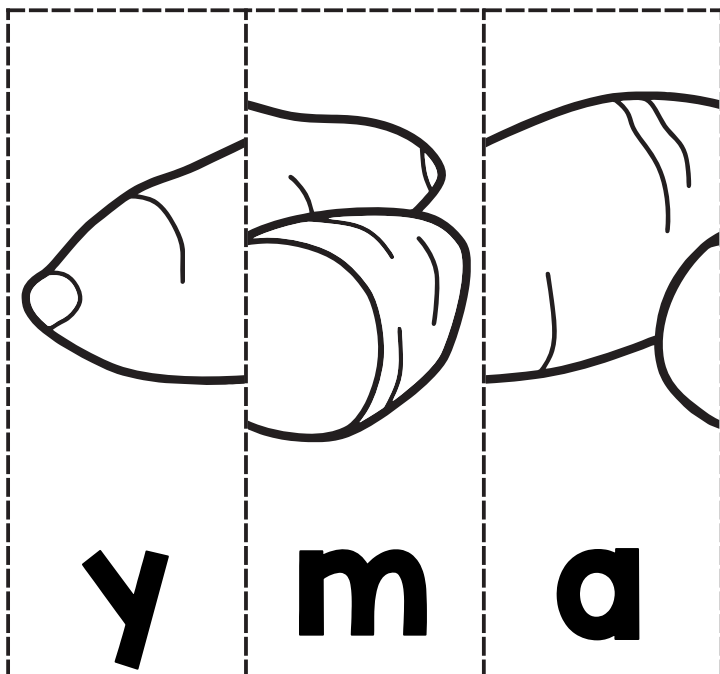
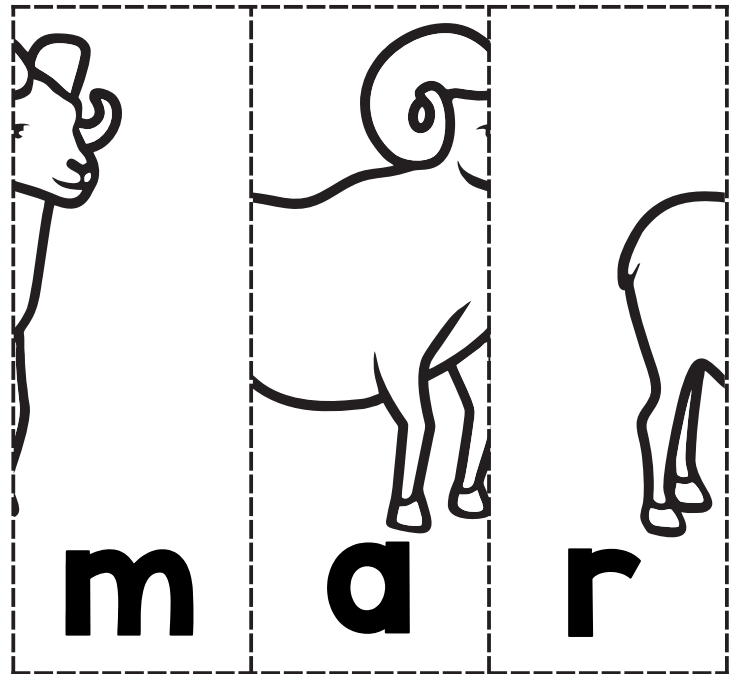

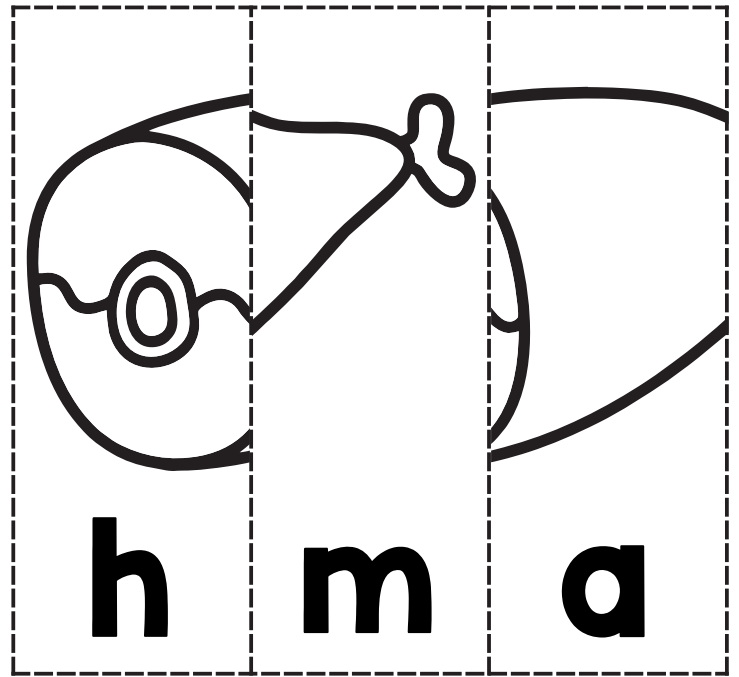
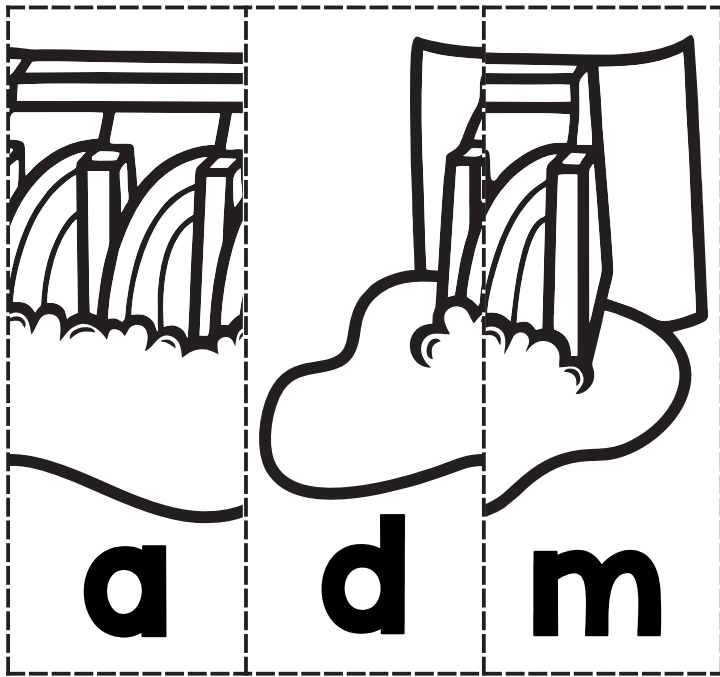
--	--	--





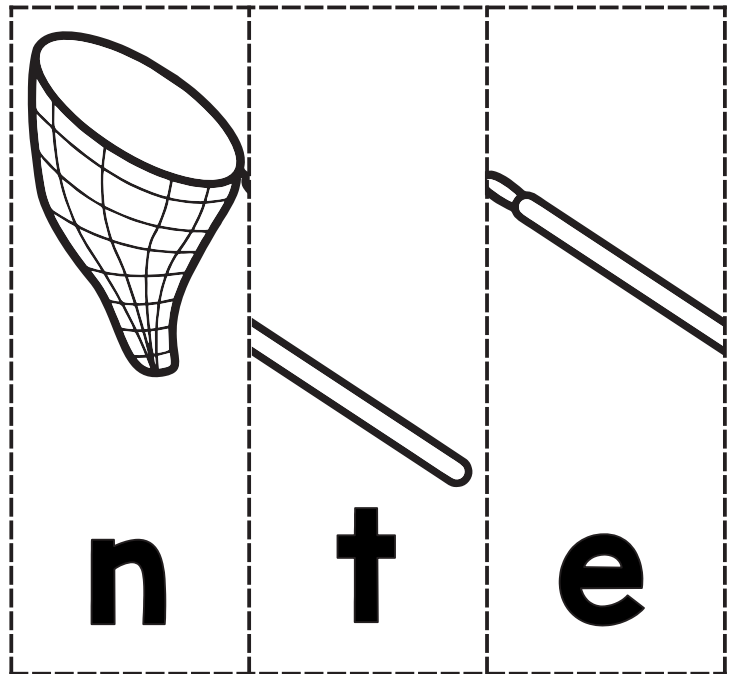

WRITE IT!

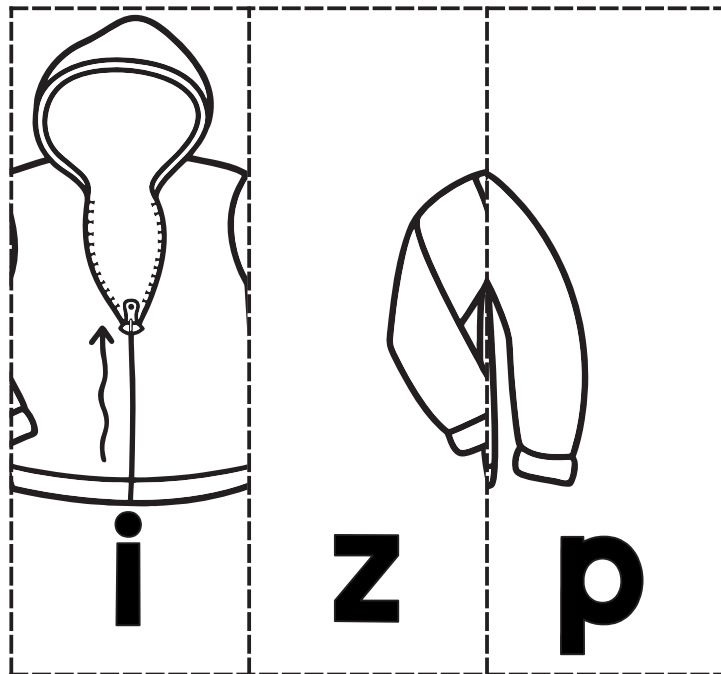
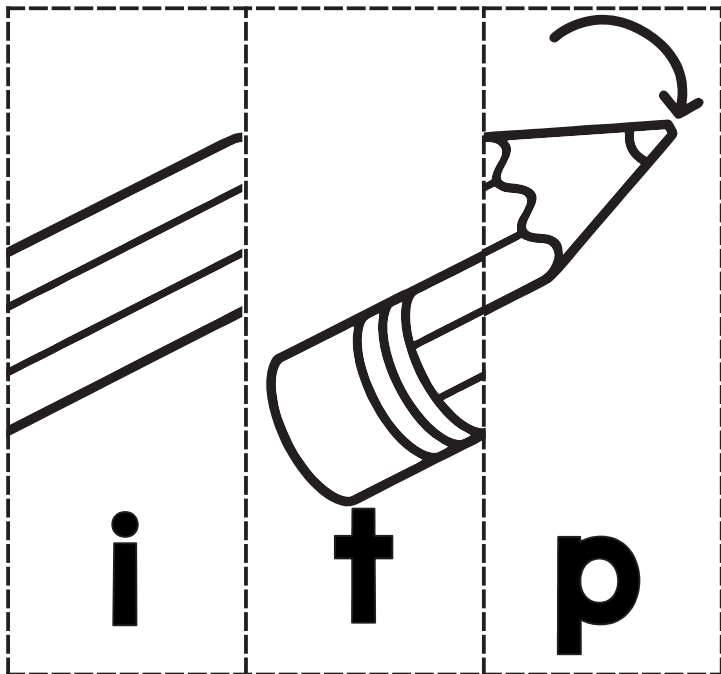


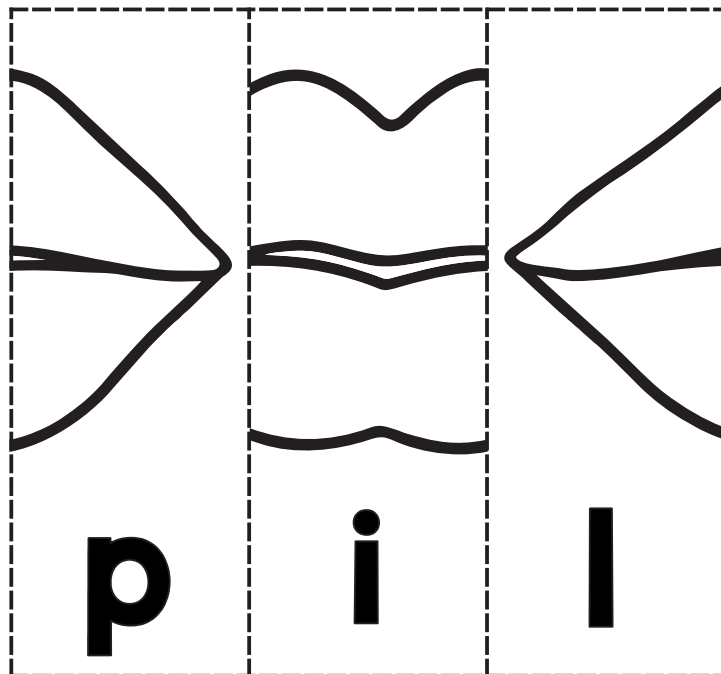

BUILD IT!

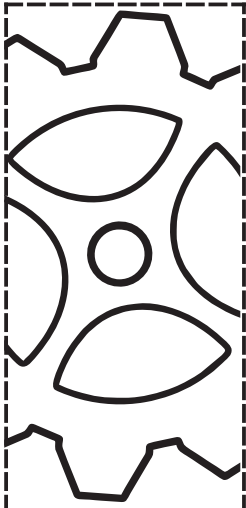
--	--	--

WRITE IT!

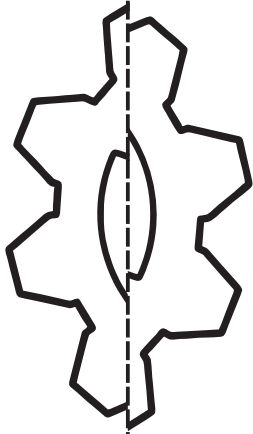








o




c

g

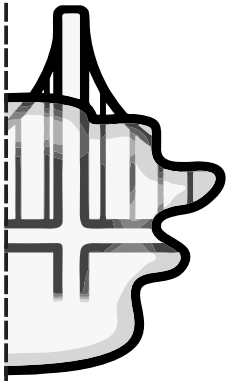


d

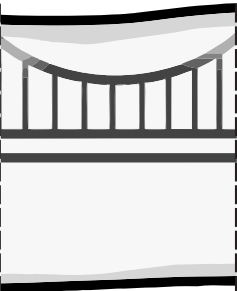
g



o



g



o



f



o



h




g




l


g




o



g



o



fr




o

c



p



p




o



h



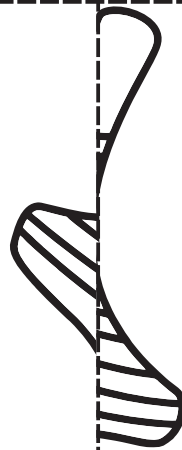
p



o

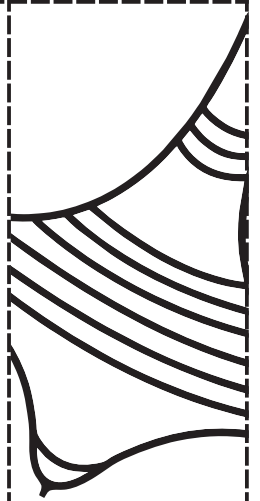


p

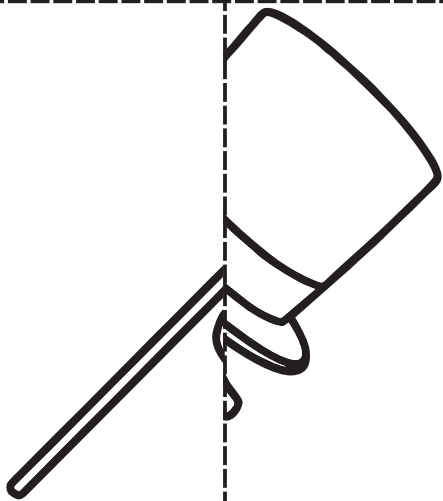


t


p



o

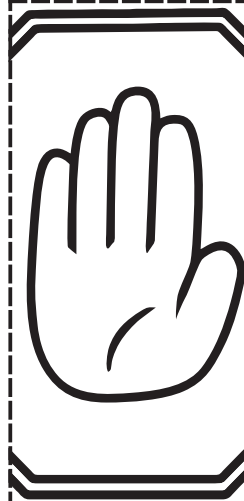


p r

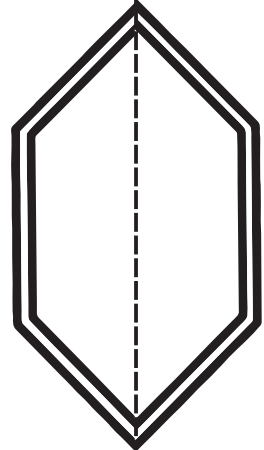


p

o




o




s t

p




g




u



b

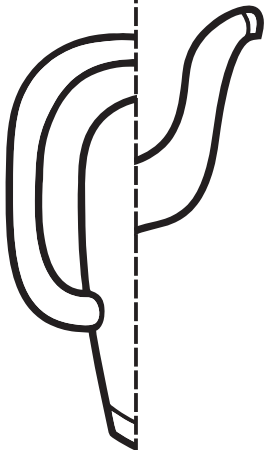


u



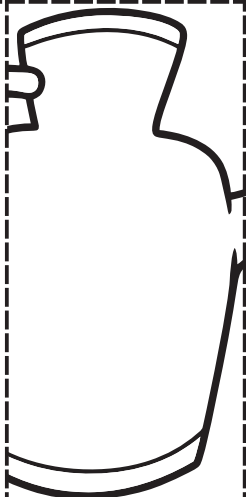
h

g



j

g

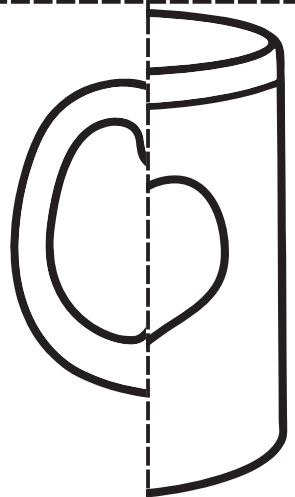


u

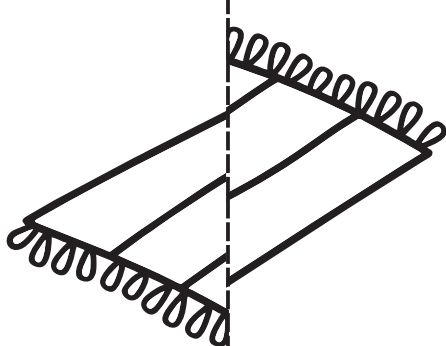


u

m




g



r

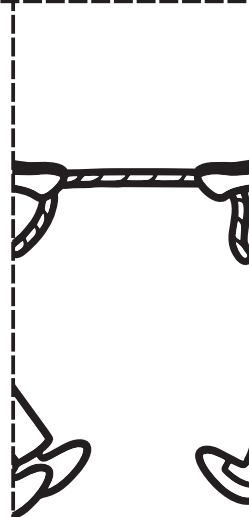
g




u



g



u



t